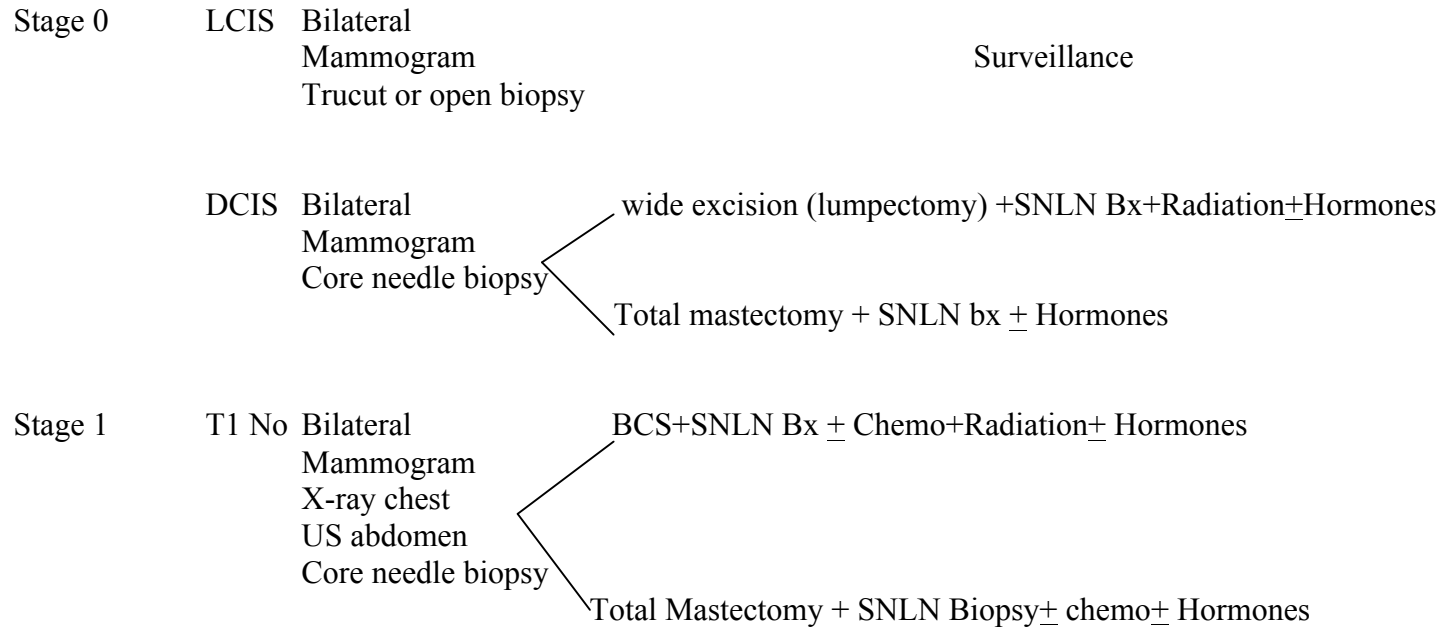
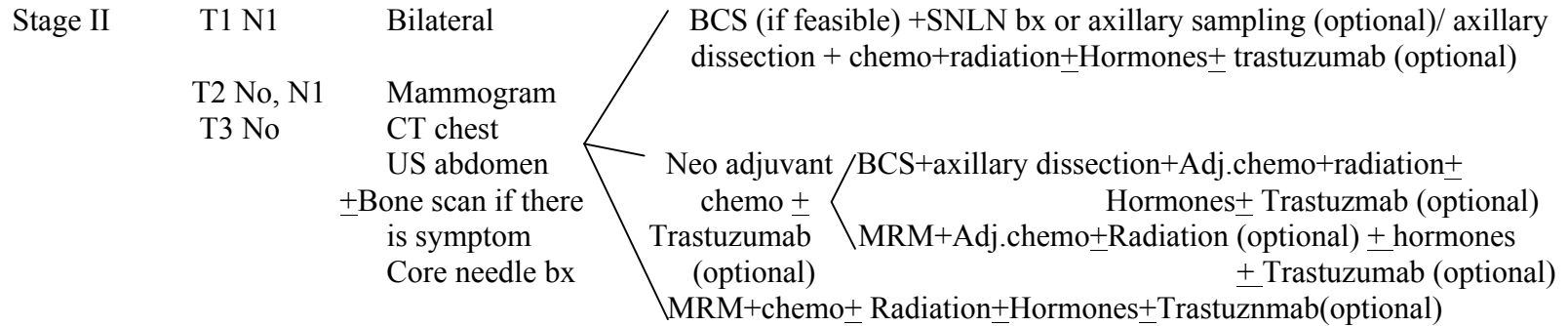


Breast Cancer



Note: Hormones – Only if ER or PR is +ve Tamoxifen for premenopausal & ± in postmenopausal A1 in postmenopausal if no contra indication.

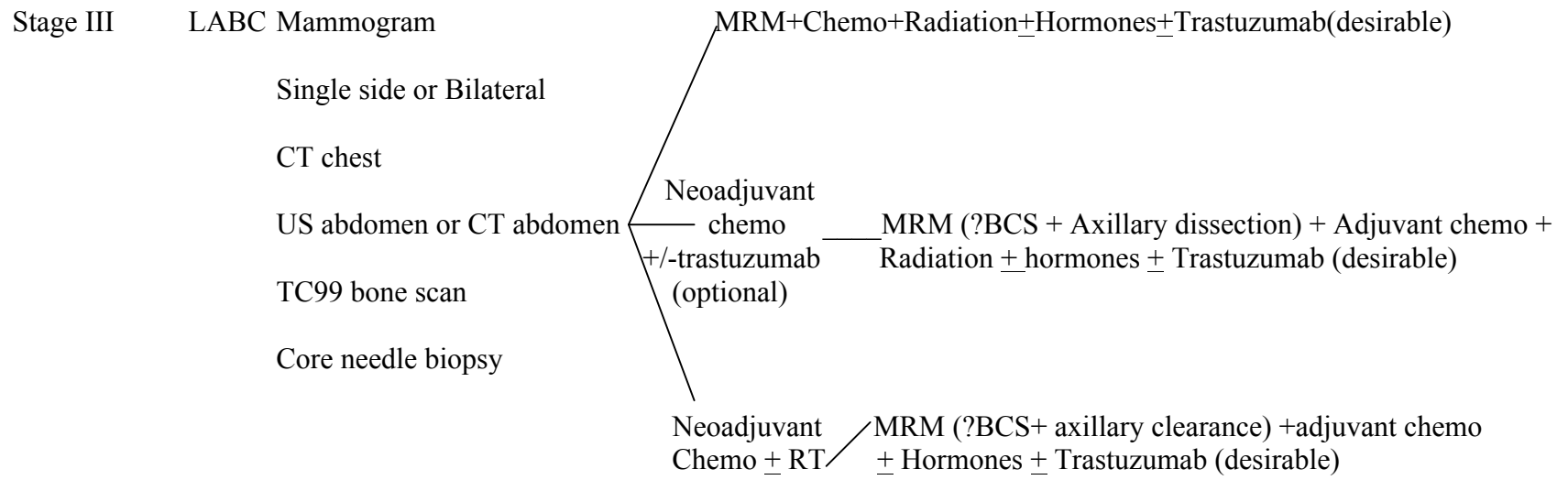


Note: Radiation in MRM: if T size > 5cm >3nodes are metastatic.
1-3nodes metastatic optional. T4b disease.

Trastuzumab only if IHC 3+ or FISH +ve

ER/PR/Her 2 neu status checked before starting neoadjvant treatment on biopsy sample.

Note: SNLN biopsy/Axillary sampling (optional) in certain T2 No patients



Note: BCS in highly selected patients
 Bilateral oophorectomy is an option in premenopausal receptor +ve patient

Stage IV-MBC	Mammogram Single or bilateral CT chest US abdomen Bone scan If need be whole body PET scan Core needle biopsy	Chemotherapy \pm Trastuzumab \pm Hormones Hormones in elderly/Poor GC (if receptors +ve)	RT for painful Bony mets & for brain mets \pm Mastectomy (optional) \pm Bilateral oophorectomy
--------------	---	--	--

Follow-up	3monthly – up to 3year 6monthly > 3 up to 5year Annually > 5years	<u>Investigation</u> Annual mammogram x-ray chest/USG abdomen Any other investigation depending on symptoms	TVS if on TMX in the presence of uterus x 6monthly BMD for A1 – Annually
-----------	---	---	--