
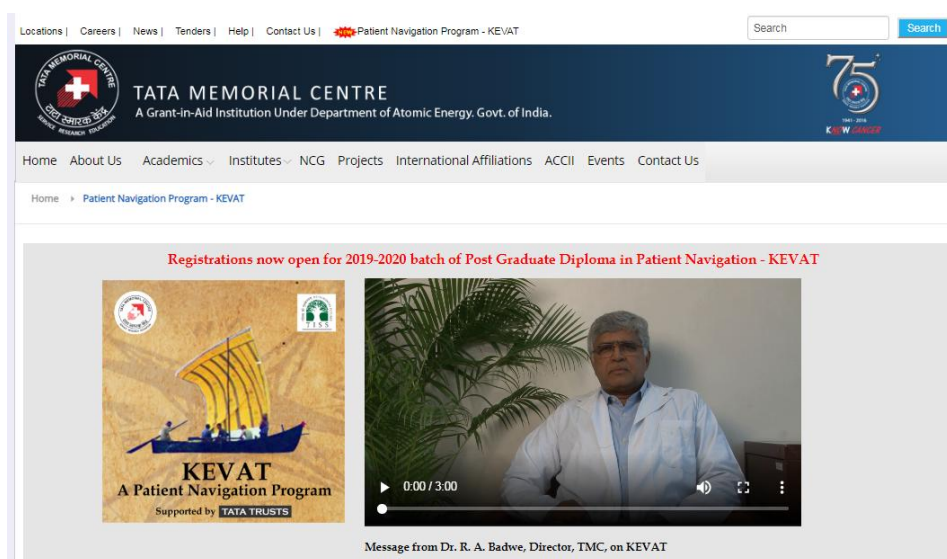


## INSTRUCTIONS FOR REGISTRATION/APPLICATION FOR POST GRADUATE DIPLOMA IN PATIENT NAVIGATION - KEVAT

1. Please visit <https://tmc.gov.in> and click on any of the links specifying “Patient Navigation – KEVAT” on the homepage



2. You will be directed to the Web-advertisement for Post Graduate Diploma for Patient Navigation– Kevat.



### 3. Scroll down & Click on “Registration” to proceed with registration

navigators co-existing in a system functioning with social workers and psychologists. While a social worker may be expected to learn about the medical aspects while on job, TMC through this course plans on integrating this learning in the course. Hands-on learning will form an essential part of skill development.

This course can induct graduates/post-graduates and equip them with necessary wherewithal (clinical and psycho-social aspects) to work in an oncology set-up.


**Career growth and opportunities**

There is a pressing need for well-trained patient navigators in onco-care. More so, being a nascent area of speciality in cancer care, the scope of growth and development of navigators in all public and private institutions holds immense potential.

New centres are being created across the country to tackle the quantum of increasing burden of cancer. Tata Memorial Centre is also expanding and prototypes are planned on the lines of hub and spoke models at Vizag, Sangrur, Chandigarh, Varanasi and Guwahati

New opportunities for growth of patient navigators within the existing and expanding TMC network are also envisaged. Avenues for growth shall also be presented to the patient navigators within the National Cancer Grid network for maintaining the uniformity of standards of patient care throughout the country. Tata Trusts also plans on developing new cancer centres in the North-East. Patient navigators would play a vital role in managing patient support in these centres right from its inception.

[Click here to view the Advertisement](#)





**FOR ANY QUERIES PLEASE CONTACT US**

TEL: 022 24177296 ,MOB: +91 8355971702

Email-id: [platinumjubileekevat@gmail.com](mailto:platinumjubileekevat@gmail.com)

You may also visit our Facebook page - <https://www.facebook.com/KEVAT-A-patient-navigation-program-847489275438804/>

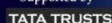
### 4. You will be directed to the registration page. Fill in the details as requested and click on “Submit” to complete the registration process.



## KEVAT - A Patient Navigation Program

TMC in Collaboration with TISS Introduces India's First Academic Program in Patient Navigation

Supported by



**Registration Details**

Title \*

Applicant First Name \*

Applicant Middle Name


Applicant Surname \*

Confirm Mobile Number

Email ID \*

Note: Kindly provide Valid and working Email ID, as we may send all the communication on this email id

Confirm Email ID \*



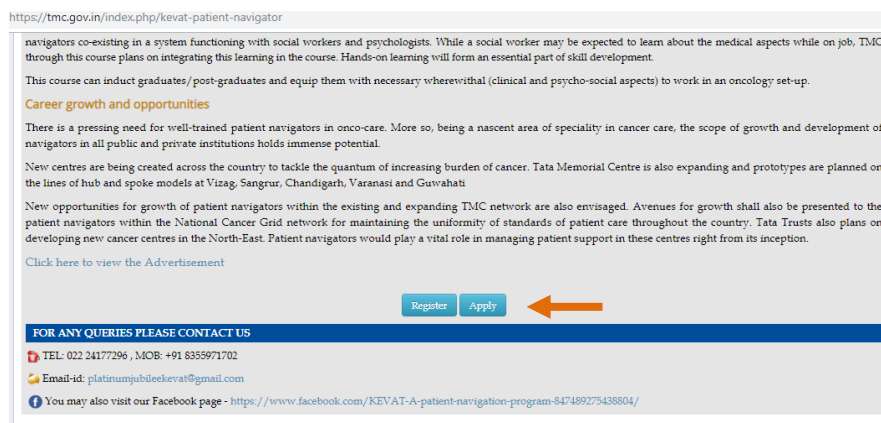
Type the text shown in the image above.  
Enter 7 characters, NO SPACES.  
No special characters.

Version 13.07.01

5. Your application sequence number and password will be generated and sent to your registered email id/phone number. You can click on “Go to Application Form” to complete your application.



6. You can alternatively click on “Apply” on the Kevat Webpage to resume your application process later.



- You will then be directed to the Log in page and enter your application sequence number and password to proceed with your application.

The screenshot shows the 'Candidate Login' page for the KEVAT program. At the top, there are logos for TMC and TISS, and a banner that reads 'KEVAT - A Patient Navigation Program' supported by TATA TRUSTS. Below the banner, it states 'TMC in Collaboration with TISS Introduces India's First Academic Program in Patient Navigation'. The main content area is a white box with a blue border containing the following fields and buttons:

- User Id**: A text input field with the placeholder 'Enter User Id'.
- Password**: A text input field with the placeholder 'Enter Password'.
- Login**: A blue button.
- Forgot Password?**: A link.

The screenshot shows the 'Applicant Details' page for the KEVAT program. At the top, there are logos for TMC and TISS, and a banner that reads 'KEVAT - A Patient Navigation Program' supported by TATA TRUSTS. Below the banner, it states 'TMC in Collaboration with TISS Introduces India's First Academic Program in Patient Navigation'. The main content area is a white box with a blue border containing the following elements:

- Go To Application Form**: A link with a right-pointing arrow.
- Logout**: A link with a right-pointing arrow.
- Applicant Details**: A link with a right-pointing arrow.
- Personal Details**: A link with a right-pointing arrow.

8. After clicking on “Go to Application Form”, your application process would be resumed. Please fill in the required details in all the three segments (Personal Details, Course & Qualification Details and Payment Details) and upload relevant documents. (Click Save and Continue at the end of each segment)

**TMC in Collaboration with IJSS Introduces India's First Academic Program in Patient Navigation**

Personal Details   Course & Qualification Det...   Payment Details

### Personal Details

Title \*   Applicant First Name \*   Applicant Middle Name   Applicant Surname \*

Mr.   PRANAY   NITIN   KADAM

Father's Name \*   Mother's Name \*   Date of Birth \*   Age as on 01.06.2019 \*

NITIN   NAMRATA   28/09/1991   27Years 8Months 4Days

Gender \*   Category \*   Nationality \*

Male    Female   General   INDIAN

Mobile Number \*   Confirm Mobile Number \*

9773722422   9773722422

Personal Details   Course & Qualification Det...   Payment Details

### Post Graduation/Graduation Details

If Others, mention subject from a Recognized Institute/University in: \*

Subject \*   Final Exam marks GPA Secured \*   Out of marks \*   Name of college \*

Subject   Enter Final Exam marks GPA Secured   Enter Out of marks   Enter Name of college

Name of University \*   Year of Passing \*   No of Attempts \*

Enter Name of University   Enter Year of Passing   Enter No of Attempts

\*First Preferred Centre for Examination   \*Second Preferred Centre for Examination   \*Third Preferred Centre for Examination   \*Fourth Preferred Centre for Examination

Please select First Preference of City   Please select Second Preference of City   Please select Third Preference of City   Please select Fourth Preference of City

How did you come to know about the course \*

Instructions for r...docx   Show all

Personal Details   Course & Qualification Det...   Payment Details

### Attached Documents

Note: 1. All uploaded documents should be self attested.

### Document Upload

Upload scanned copies of Applicant's Photo \*   [Click here to upload](#)

Upload scanned copies of Applicant's Signature \*   [Click here to upload](#)

Please upload scanned copy of High School Certificate or Equivalent showing date of birth Certificate. \*   [Click here to upload](#)

Please upload scanned copy of Educational Qualification Certificate. \*   [Click here to upload](#)

### Payment Procedure

Instructions for r...docx   Show all

Payment Mode*	Payment Amount
<input checked="" type="radio"/> Online Mode ( Credit card/Debit Card/Net Banking)	500

Note: Online payment[Credit Card and Debit Card]



### Declaration

Instructions for r....docx ^

Show all

9. Click on “Submit” to complete your application. Please note that you can preview and edit your application before submitting. Changes in the form cannot be made once the application is submitted.

### Declaration

I hereby declare that I am an Indian National and particulars given above are correct. In the event that any information furnished by me is proved to be incorrect/false before or after the entrance examination or the application is incomplete in any respect, the authority conducting the entrance examination or the Government of India can cancel my candidature or selection or admission as the case may be and action may be taken against me as deemed fit. I undertake to submit all the required certificates/documents in original in support of eligibility like domicile status(PRC), Date of Birth, Educational Qualification, etc. at the time of counselling and during the admission process as per rule, failing which, my claim of selection against the category shall be forfeited.

I Agree

Submit

Version 13.07.01

Instructions for r....docx ^

Show all X