

TMH Performance Statistics

2015-2016

	2014	2015
Patient Chart Files- General	23639	25195
Patient Chart Files- Private	14092	14076
Patient Chart Files- Total (A)	37731	39271
Referrals for Investigations/ Second Opinion (B)	21687	22439
Preventive Oncology (C)	5441	5488
Total Registrations (A+B+C)	64859	67198
INPATIENT SERVICES		
Admissions		
No. of Admissions	26224	27068
Average Length of stay (Days)	6.3	6.2
Bed Occupancy %	88	95.76
SURGICAL ONCOLOGY		
Major OT Procedures	8107	8367
Minor OT Procedures [33484 Corrected]	34305	35101
MEDICAL ONCOLOGY		
Day Care		
Day Care- General	62674	90438
Day Care- Private	28225	29558
Bone Marrow Transplants at ACTREC	75	80
DIGESTIVE DISEASES AND CLINICAL NUTRITION		
Endoscopies		
Nutrition Clinic	14385	11677
ANESTHESIOLOGY, CRITICAL CARE & PAIN		
No. of ICU Admissions	2952	3058
Patients in Recovery Ward	9326	9159
Pain Clinic	3459	4748
RADIATION ONCOLOGY		
External Beam Therapy	5771	6235
Brachytherapy	3204	3590
Treatment Planning / Beam Modification	10999	15281
Special Radiotherapy Techniques (IGRT, IMRT, SRS, SRT, TSET etc.)	4820	2609

Data for January-December

	2014	2015
IMAGING SERVICES		
Radiology		
Conventional Radiography	57556	65590
Ultrasonography / colour Doppler	40403	40466
Mammography	11384	12713
C.T. Scan	23883	28880
M.R.I Scan	4024	6367
Interventional Radiology	3444	3065
NUCLEAR MEDICINE		
PET-CT	13180	13943
SPECT-CT	5204	4592
C.T. Scan	54	50
GENERAL MEDICINE		
ECG	30484	32429
Echo Cardiography	8900	10816
Pulmonary Function Tests	3628	3792
LABORATORY DIAGNOSTICS		
Pathology	141788	161062
Haemato Pathology	429506	453170
Biochemistry	2224118	2337437
Cyto Pathology	24893	24328
Molecular Pathology	2102	2338
Microbiology	190375	179416
TRANSFUSION MEDICINE		
Blood and Platelet Units Collected	22765	24027
Other Services	183015	191829
Cytogenetics	6700	10888
OTHER CLINICAL SERVICES		
Stoma Care	4827	6049
Occupational Therapy	14606	11963
Physiotherapy	8438	11446
Speech Therapy	3499	5879
Psychiatry and Clinical Psychology	3403	3579

Data for January-December

	2014	2015
DENTAL SERVICES		
Prosthetic Services	1273	1279
Other Services	15855	10133
TISSUE BANK		
Allografts Produced	10200	7666
PALLIATIVE MEDICINE		
No. of Patients	9062	10756
Home Care Visits	2765	2384
MEDICAL SOCIAL WORK		
Guidance	23573	25254
Counselling	11313	20367
EDUCATION		
Residents & Others	242	263
Fellows	11	11
Medical Observers	470	463
Nursing Trainees	14	19
Paramedical Students	35	34
RESEARCH PROFILE		
Extramural Projects	10	4
Institutional (Intramural/ No Funding Required)	81	166
Intramural + Extramural Projects	1	12
P.G. Thesis (Dissertation)	98	91
PUBLICATIONS		
International	256	280
National	132	147
Book Chapters	34	41
Conferences / Workshops/ Seminars	50	105

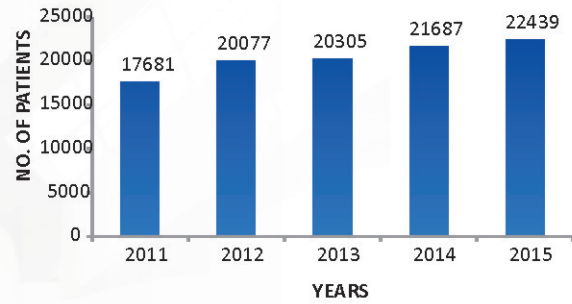
Data for January-December

Trends

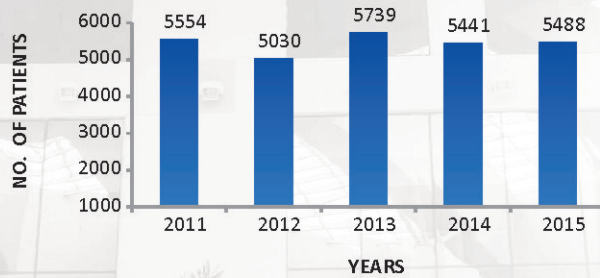
CASE FILE REGISTRATIONS



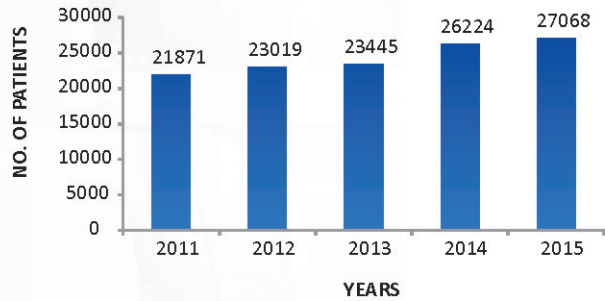
REFERRAL FOR INVESTIGATIONS



PREVENTIVE ONCOLOGY



NO OF ADMISSION



TOTAL REGISTRATION

