




TMC

Performance Statistics 2013-2014

	2012	2013
Total Registrations	59,184	61,241
Patient Chart Files	34,073	35,197
General Category	20,628	22,035
Private Category	13,445	13,162
Referrals for investigations	20,077	20,305
Preventive Oncology	5,030	5,739
Inpatient Admissions	23,019	23,445
Average Length of stay (Days)	6.5	7
Bed Occupancy %	92	89
Radio-Diagnosis		
Conventional Radiography	55,832	56,326
C.T. Scan	15,571	20,668
Mammography	9,369	9,957
M.R.I Scan	3,894	3,994
Ultrasonography / Colour Doppler	35,127	36,274
Interventional Radiology	2,019	3,078
Nuclear Medicine & Molecular Imaging		
PET-CT	7,948	11,211
SPECT-CT	3,800	5,191
CT Scan	250	220
General Medicine		
Consultations	11,060	14,770
HIV Consultations	231	240
ECG	29,685	29,780
Echo cardiography	6,500	7,446
Pulmonary Function Tests	3,165	3,459
Pathology		
Surgical Pathology	49,378	50,991
Fine Needle Aspiration Cytology	7,814	8,107
Frozen Section	8,739	10,245
Immunohistochemistry	27,181	22,499
Haematopathology	4,42,593	4,60,936
Biochemistry	17,45,353	17,84,375

	2012	2013
Molecular Pathology	886	1,137
Tumor Marker	78,918	94,913
Electrophoresis	18,794	18,470
Cytopathology	23,450	23,920
Microbiology		
Bacteriology	26,907	30,212
Mycobacteriology	8,941	8,804
Mycology	4,770	6,047
Serology	92,242	99,578
Clinical Microbiology	6,526	8,408
Molecular Microbiology	2068	4695
Transfusion Medicine		
Blood and Platelet Units Collected	20,325	21,735
Blood Grouping	49,081	52,341
Cross Matching	29,930	32,191
Blood Components	52,726	56,106
Platelet Pheresis	2,687	3,150
Specialised Procedures	21,798	24,078
Cytogenetic		
Patients referred for Cytogenetic Study	5,500	6,500
Surgical Oncology		
Major OT Procedures	9,623	11,104
Minor OT Procedures	18,432	18,418
Radiation Oncology		
External Beam Therapy	5,517	5,700
Brachytherapy (Number of applications)	2,292	2,589
Treatment Planning / Beam Modification	12,540	13,221
Special Radiotherapy Techniques (IGRT, IMRT, SRS, SRT, TSET etc.)	2,968	3,112
Medical Oncology		
Bone Marrow Transplants at ACTREC	57	78
Day Care-Pediatric	6,177	11,480
Day Care-Adult	64,235	70,081
Digestive Diseases and Clinical Nutrition		
Outpatient Registration	16,409	17,802
Inpatient Admissions	1,434	1,600
Minor OT Procedures	6,028	7,040
Nutrition Clinic	4,588	4,781



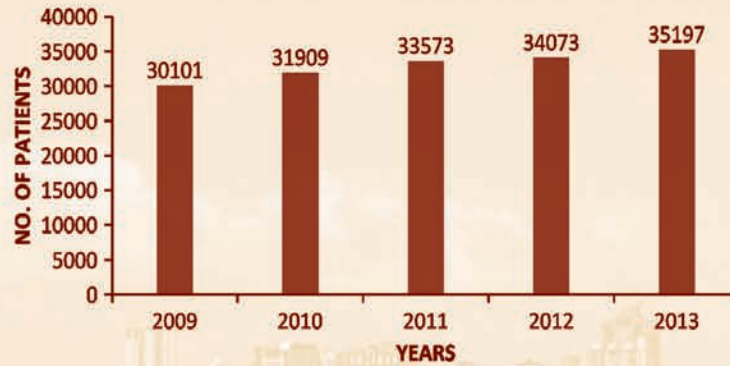


	2012	2013
Anesthesiology, Critical Care & Pain		
Patients given Anaesthesia	28,106	32,180
Patients in ICU	1,993	2,592
Patients in Recovery Wards	6,158	9,267
Patients on Ventilator	595	1,002
Patients seen in Pain Clinic	1,917	2,975
Tissue Bank (Allografts Produced)	8,978	10,003
Occupational Therapy		
No. of Patients seen	12,686	13,018
Physiotherapy		
No. of Patients seen	7,210	8,070
Psychiatry and Clinical Psychology		
No. of Patients seen	2,436	2,511
Stoma Care		
No. of Patient seen	3,827	4,213
Speech Therapy		
No. of Patients rehabilitated	2,365	2,016
New Patients	1,068	1,308
Palliative Medicine		
Patients seen	6,615	7,202
Home Care Visits	1,936	1,715
Dental		
Patients seen	5,543	6,306
All Services	11,427	11,121
Prosthetic Services	891	1,055
Waste Management (Hydroclave)		
Number of Loads Completed	981	1,212
Total Infectious Waste Treated (Kg)	92,766	1,24,739
Medical Social Work		
Guidance	19,850	23,500
Counseling	8,220	10,216

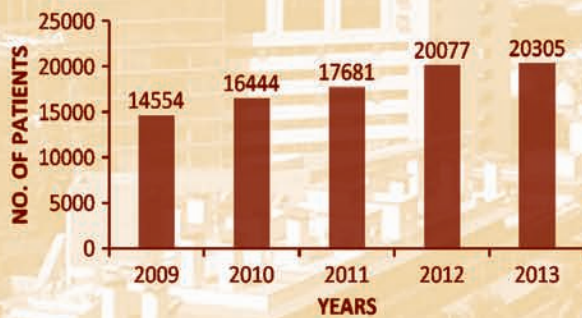
The data is for the period January - December.

TRENDS

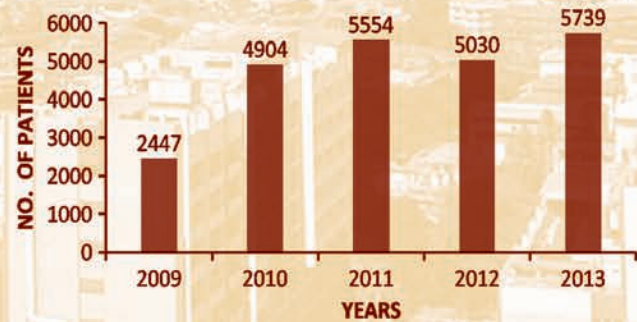
CASE FILE REGISTRATIONS



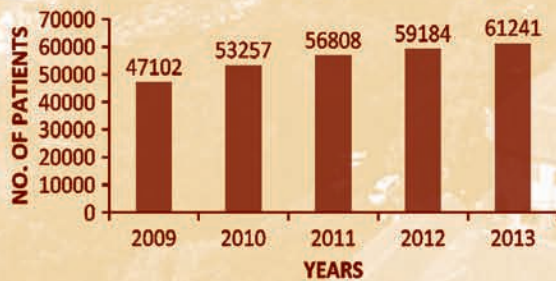
REFERRAL FOR INVESTIGATIONS



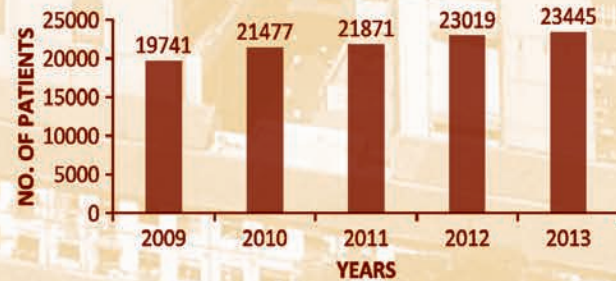
PREVENTIVE ONCOLOGY



TOTAL REGISTRATION



NO OF ADMISSION



The data is for the period January - December.