

Performance Statistics 2012-2013

	2011	2012
Total Registrations	56,808	59,184
Patient Chart Files	33,573	34,073
General Category	19,575	20,628
Private Category	13,998	13,445
Referrals for Investigations	17,681	20,077
Preventive Oncology	5,554	5,030
Inpatient Admissions	21,871	23,019
Average Length of Stay (Days)	04	6.5
Bed Occupancy %	94	92
Radio-Diagnosis		
Conventional Radiography	61,830	55,832
CT Scan	11,280	15,571
Mammography	8,540	9,369
MRI Scan	3,651	3,894
Ultrasonography	20,179	35,127
Interventional Radiology	1,982	2,019
Nuclear Medicine and Molecular Imaging		
PET-CT	6,216	7,948
SPECT-CT	3,888	3,800
CT Scan	429	250
General Medicine		
Consultations	10,500	11,060
HIV Consultations	369	231
ECG	29,400	29,685
EchoCardiography	7,411	6,500
Pulmonary Function Tests	3,214	3,165





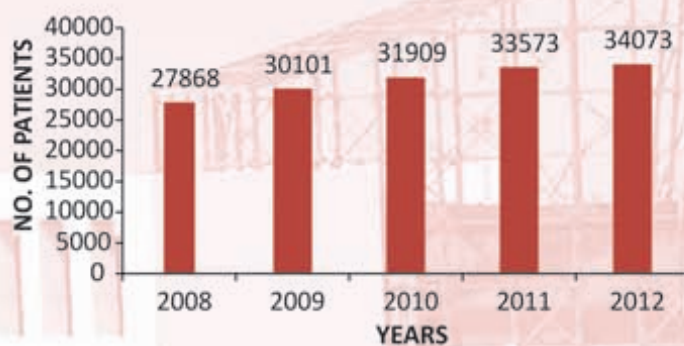
	2011	2012
Pathology		
Surgical Pathology	49,700	49,378
Fine Needle Aspiration Cytology	7730	7814
Frozen section	7,740	8,739
Immunohistochemistry	22,302	27,181
Haematopathology	4,07,542	4,42,593
Biochemistry	16,55,405	17,45,353
Molecular Pathology	692	886
Tumor Marker	61,817	78,918
Electrophoresis	16,542	18,794
Cytopathology	23,606	23,450
Microbiology		
Bacteriology	25,300	26,907
Mycobacteriology	10,399	8,941
Mycology	4,564	4,770
Serology	90,707	92,242
Clinical Microbiology	6,565	6,526
Transfusion Medicine		
Blood and Platelet Units Collected	20,700	20,325
Blood Grouping	48,843	49,081
Cross Matching	29,233	29,930
Blood Components	51,373	52,726
Platelet Pheresis	2,566	2,687
Specialised Procedures	21,920	21,798
Cytogenetics		
Patients referred for Cytogenetic Study	4,400	5,500
Surgical Oncology		
Major OT Procedures	9,524	9,623
Minor OT Procedures	18,985	18,432
Radiation Oncology		
External Beam Therapy	5,368	5,517
Brachytherapy (Number of applications)	2,411	2,292
Treatment Planning/Beam Modification	13,863	12,540
Medical Oncology		
Bone Marrow Transplants at ACTREC	72	57
Day Care Paediatric (General)	1,704	6,177
Digestive Diseases and Clinical Nutrition		
Outpatient Registration	16,741	16,409
Inpatient Admissions	2,471	1,434
Minor OT Procedures	4,517	6,028
Nutrition Clinic	3,105	4,588

	2011	2012
Anaesthesiology		
Patients Given Anaesthesia	26,152	28,106
Patients in ICU	797	1,993
Patients in Recovery Wards	6,389	6,158
Patients on Ventilator	560	595
Patients seen in Pain Clinic	2,530	1,917
Tissue Bank (Allografts Produced)	5,737	8,978
Rehabilitation Services (Patients seen) (Occupational/Physiotherapy)	18,229	19,896
Psychiatry and Clinical Psychology		
No. of Patient seen	2,274	2,436
Stoma Care		
No. of Patient seen	3,818	3,827
Speech Therapy		
No. of Patient seen	2,124	2,365
New Patients	995	1,068
Palliative care		
Patients seen	6,335	6,615
Home Care Visits	1,092	1,936
Dental		
Patients seen	4,996	5,543
All Services	10,095	11,427
Prosthetic Services	974	891
Waste Management (Hydroclave)		
Number of Loads Completed	1042	981
Total Infectious Waste Treated (Kg)	93,755	92,766
Medical Social Work		
Guidance	18,670	19,850
Counseling	7,670	8,220

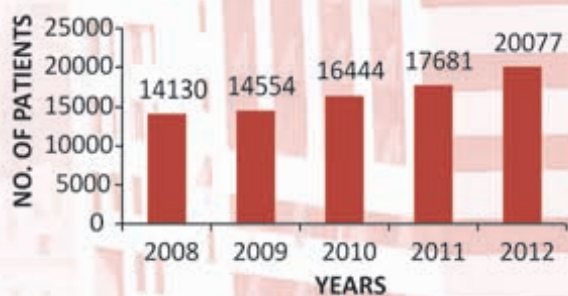


Trends

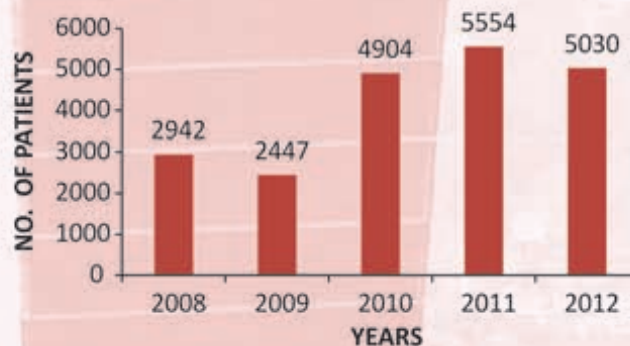
CASE FILE REGISTRATIONS



REFERRAL FOR INVESTIGATIONS



PREVENTIVE ONCOLOGY



TOTAL REGISTRATION



NO OF ADMISSION

