

TATA MEMORIAL CENTRE

TATA MEMORIAL HOSPITAL AND ADVANCED CENTRE FOR TREATMENT, RESEARCH AND EDUCATION IN CANCER


BALANCE SHEET AS AT 31 ST MARCH, 2013

in ₹


PARTICULARS	Schedule	As at 31.03.2013	As at 31.3.2012
SOURCES OF FUND			
CAPITAL FUND AND LIABILITIES			
Earmarked/Endowment Funds	1	5,009,719,512	4,911,522,554
Academic Fund	2	64,063,937	58,022,807
Secured Loans	3	987,559	1,558,651
TOTAL		5,074,771,008	4,971,104,012
APPLICATION OF FUND			
ASSETS			
Fixed Assets	4	5,457,939,157	5,087,454,957
Gross Block		2,001,778,380	1,701,610,987
Less: Provision for Depreciation		3,456,160,777	3,385,843,970
Net Block		195,715,290	144,613,174
Capital Work - in - Progress		3,651,876,067	3,530,457,144
TOTAL		3,294,836,250	2,983,000,531
Current Assets, Loans and Advances	5	8,956,318,988	6,863,539,608
Less: Current Liabilities and Provisions	6	(5,661,482,739)	(3,880,539,077)
NET CURRENT ASSETS		5,321,185,945	4,427,618,608
Losses carried forward from previous year		1,763,191,735	893,567,337
Add: Excess of Expenses over Income during the year		7,084,377,680	5,321,185,945
Deficit In Income and Expenditure account		5,074,771,008	4,971,104,012
TOTAL		5,074,771,008	4,971,104,012
Significant Accounting Policies			
Notes on Accounts			
A			
B			


As per our report of even date attached
 For G. D. Apte & Co.
 Chartered Accountants
 ICAI Registration No. : 100515W




 Partner : CA. Chetan R. Sapre
 Membership No. : 116952
 Mumbai

For and on behalf of the Governing Council


 Indra Pasupathy
 Jt. Controller (Finance & Accounts)


 Dr. Venkata V.P.R.P.
 Chief Administrative Officer

TATA MEMORIAL CENTRE

TATA MEMORIAL HOSPITAL AND ADVANCED CENTRE FOR TREATMENT, RESEARCH AND EDUCATION IN CANCER.
INCOME AND EXPENDITURE ACCOUNT FOR THE YEAR ENDED 31st MARCH 2013

		in ₹	
	Schedule	Year Ended 31.03.2013	Year Ended 31.3.2012
A) INCOME			
Recurring Government Grants		1,829,100,000	1,688,200,000
Hospital Income		1,240,768,410	864,365,138
Sale of Drugs and Surgical Goods		1,426,941,908	1,261,936,664
Interest Income	7	214,536,832	185,950,502
Other Income	8	45,761,909	42,875,708
TOTAL (A)		4,757,109,058	4,043,328,012
B) EXPENDITURE			
Transfer to Academic Fund		30,806,225	18,652,246
Consumption of drugs and Surgical Goods	9	1,374,720,533	1,207,643,257
Consumables		491,746,141	409,281,871
Staff Cost / Salaries	10	2,208,079,649	1,931,672,031
Other Administrative Expenses	11	671,379,139	543,895,508
Interest on HDFC Loan		202,620	268,320
Depreciation	4	302,738,534	295,878,833
Less: Adjusted against Non recurring Grants		-	-
TOTAL (B)		4,776,934,306	4,111,413,233
Excess of Expenditure over Income Before Provisions on retirement benefits of employees (A-B)		(19,825,249)	(68,085,221)
Less: Provision for Retirement Benefits			(19,500,285)
Gratuity			(765,229,211)
Pension			(40,752,620)
Leave Encashment		(1,743,366,486)	
Balance being surplus / (deficit) for the year trf to Balance Sheet		(1,763,191,735)	(893,567,337)

As per our report of even date attached
For G. D. Apte & Co.
Chartered Accountants

ICAI Registration No. : 100515W

Partner : *Chetan R. Sapre*
Membership No. : 116952
Mumbai



For and on behalf of the Governing Council

Indira

Indira Pasupathy
Jt. Controller (Finance & Accounts)

Vinaka

Dr. Venkata V.P.R.P.
Chief Administrative Officer

TATA MEMORIAL CENTRE
TATA MEMORIAL HOSPITAL AND ADVANCED CENTRE FOR TREATMENT, RESEARCH AND EDUCATION IN CANCER.

CHEDULE 1 - EARMARKED / ENDOWMENT FUNDS

in ₹

PARTICULARS	As at 31.03.2013		As at 31.3.2012	
	Non-Recurring Grants			
Opening Balance	4,352,644,747		3,914,766,947	
Add: Received during the year	296,000,000		740,000,000	
Less:				
Depreciation for the current year	302,738,534		295,878,833	
Expenditure on Cancer Registries, outreach programme & in Expenditure	67,187,345		6,243,367	
	4,278,718,868		4,352,644,747	4,352,644,747
Non recurring grant carried to Balance sheet				
		4,278,718,868		
Donations				
Opening Balance	203,958,976		183,420,805	
Additions during the year	77,454,855		30,099,783	
Deduction during the year	25,548,754		9,561,612	
Closing Balance	255,865,077		203,958,976	203,958,976
Unspent Balance of Workshops / Projects				
		475,135,567		354,918,832
Total		5,009,719,512		4,911,522,555

Note: earmarked/Endowment Funds comprise of Non-Recurring grants received from Government of India and Donations received from external agencies/ individuals.



Andire
24/7/2013

Vinod

TATA MEMORIAL CENTRE
TATA MEMORIAL HOSPITAL AND ADVANCED CENTRE FOR TREATMENT, RESEARCH AND
EDUCATION IN CANCER.

SCHEDULE 2 - ACADEMIC FUND

	As at 31.3.2013	As at 31.3.2012
PARTICULARS		
Opening Balance	58,022,807	57,099,140
Add :- Addition During the year	30,806,224	18,652,246
	88,829,031	75,751,386
Less : Deduction During the year	24,765,094	17,728,579
Total	64,063,937	58,022,807

in ₹

Number

Prdine
24/7/2013



TATA MEMORIAL CENTRE

TATA MEMORIAL HOSPITAL AND ADVANCED CENTRE FOR TREATMENT, RESEARCH AND EDUCATION IN CANCER.

SCHEDULE 3 - SECURED LOANS

in ₹

PARTICULARS	As at 31.3.2013	As at 31.3.2012
Loan from Housing Development Finance Corporation Limited (HDFC) (Secured by mortgage of dwelling units of the TMC's employees)	987,559	1,558,651
TOTAL	987,559	1,558,651

vinhals


*Prudie
24/7/2013*



TATA MEMORIAL CENTRE
TATA MEMORIAL HOSPITAL AND ADVANCED CENTRE FOR TREATMENT, RESEARCH AND EDUCATION IN CANCER

Schedule 4 - FIXED ASSETS

DESCRIPTION	GROSS BLOCK					DEPRECIATION				NET BLOCK			
	Cost / Valuation as at the beginning of the year (01/04/2012)	Total Additions / adjustments during the year	Deletions / Adjustments	Cost / Valuation at the end of the year (31/03/2013)	As at the beginning of the year (01/04/2012)	Depreciation on the opening balance	Depreciation on Additions during the year	Total Depreciation during the year	On Deletion / Adjustment		Total upto the year end (31/03/2013)	As at the Current year-Ended 31/03/2013	As at the Previous year-Ended 31/03/2012
									From the opening	Current Year			
A. FIXED ASSETS :													
1. LAND:													
a) Freehold	197,608	-	-	197,608	-	-	-	-	-	-	-	197,608	197,608
2. BUILDINGS :													
a) On Freehold Land	1,419,020,552	10,329,433	3,220,258	1,426,129,727	105,618,114	146,169	23,276,204	79,813	1,266,656	128,814,505	1,297,315,222	1,313,402,438	1,313,402,438
3. PLANT, MACHINERY & EQUIPMENT	3,200,594,479	326,027,395	3,810,635	3,522,811,239	1,257,041,191	14,638,407	238,798,439			1,494,572,974	2,028,238,266	1,943,553,288	1,943,553,288
4. VEHICLES	24,125,077	4,238,416	-	28,363,493	9,938,696	169,750	2,892,163			12,830,859	15,532,634	14,186,382	14,186,382
5. FURNITURE, FIXTURES	134,094,390	7,762,524	361,122	141,495,792	90,198,910	560,552	13,322,673	33,097	131,980	103,356,505	38,139,287	43,895,480	43,895,480
6. OFFICE EQUIPMENT	34,783,180	6,775,896	115,000	41,444,076	5,987,397	218,655	1,868,426	27,561	1,144,944	7,828,262	33,615,814	28,795,783	28,795,783
7. COMPUTER/PERIPHERALS	274,639,671	24,002,551	1,145,000	297,497,222	232,826,680	2,611,738	22,693,539			254,375,275	43,121,947	41,812,991	41,812,991
TOTAL (A)	5,087,454,957	379,136,215	8,652,015	5,457,939,157	1,701,610,989	18,345,271	302,851,443	112,910	2,571,141	2,001,778,380	3,456,160,778	3,385,843,970	3,385,843,970
CWIP	145,415,544	439,927,269	388,825,153	196,517,660							196,517,660	145,415,544	145,415,544
LESS: PROVISION FOR DOUBTFUL CAPITAL ADV (LAND)	802,370			802,370							802,370	802,370	802,370
NET CAPITAL WIP (B)	144,613,174	439,927,269	388,825,153	195,715,290							195,715,290	144,613,174	144,613,174
TOTAL (A + B)	5,232,068,131	819,063,484	397,477,168	5,653,654,447	1,701,610,989	18,345,271	302,851,443	112,910	2,571,141	2,001,778,380	3,651,876,067	3,530,457,144	3,530,457,144
PREVIOUS YEAR (TMC)	4,646,941,497	1,733,597,195	1,148,470,561	5,232,068,131	1,405,732,153	274,433,083	295,878,833	-	-	1,701,610,987	3,530,457,144	3,241,209,344	3,241,209,344


 Anil
 24/7/2013
 Vinod

1) Capital Work in Progress includes freehold land amounting to Rs. 11,662,520 (previous year Rs. 11,662,520) which is pending registration with the appropriate authorities.
 2) Capital Work in Progress also includes freehold land amounting to Rs. 802,370 (previous year Rs. 802,370) which is disputed and hence provided for as doubtful in the financial year 2009-2010



TATA MEMORIAL CENTRE

TATA MEMORIAL HOSPITAL AND ADVANCED CENTRE FOR TREATMENT, RESEARCH AND EDUCATION IN CANCER

SCHEDULE 5 - CURRENT ASSETS, LOANS AND ADVANCES

in ₹

PARTICULARS	As at 31.3.2013	As at 31.3.2012	in ₹
A. CURRENT ASSETS			
1. Inventories			151,888,520
Stock of Drugs, Medical and Surgical Goods	144,062,810		
2. Sundry Debtors			
a) Outstanding more than six months		38,218,324	
Considered Good	37,546,774	34,684,209	
Considered Doubtful	76,196,836	72,902,533	
Outstanding less than six months			
Considered Good	281,848,998	204,863,885	
Considered Doubtful	-	-	
b) Less: Provision for Doubtful Debts	358,045,834	277,766,418	
	38,650,062	34,684,209	
	319,395,772	243,082,209	
3. Cash on hand (Franking Machine)	29,837		69,329
4. Bank Balances			
With Scheduled Banks :			
- On Current Accounts	176,299,588	551,469,790	
- On Fixed / Margin money Deposit Accounts	2,451,882,171	1,825,006,477	
- On Savings Accounts	1,701,894	1,310,106	
	2,629,883,653		2,377,786,373
TOTAL (A)	3,093,372,072		2,772,826,431

contd.....



Rishi
24/7/2013

vmbh

TATA MEMORIAL CENTRE

TATA MEMORIAL HOSPITAL AND ADVANCED CENTRE FOR TREATMENT, RESEARCH AND EDUCATION IN CANCER

SCHEDULE 5 - CURRENT ASSETS, LOANS AND ADVANCES

PARTICULARS	As at 31.3.2013	As at 31.3.2012	in ₹
B. LOANS AND ADVANCES			
1. Advances recoverable in cash or in kind or for value to be received (unsecured, considered good)	1,831,220	3,246,770	
Considered Good	-	-	
Considered Doubtful	1,831,220	3,246,770	
Less: Provision for Doubtful Advances	-	-	3,246,770
b) Prepaid expenses-	17,507,263		17,664,248
c) Other Deposits	10,368,440		8,723,380
2. Loans & Advances to staff	35,598,703		36,468,582
3. Interest accrued on fixed deposits	120,609,777		130,590,694
4. Tax Deducted at Source	15,548,775		13,480,426
TOTAL (B)	201,464,178		210,174,100
TOTAL (A+B)	3,294,836,250		2,983,000,531



Audited
21/11/2013

Ambar

TATA MEMORIAL CENTRE

TATA MEMORIAL HOSPITAL AND ADVANCED CENTRE FOR TREATMENT, RESEARCH AND EDUCATION IN CANCER

SCHEDULE 6 - CURRENT LIABILITIES AND PROVISIONS

PARTICULARS	Year Ended 31.3.2013	Year Ended 31.3.2012
A) CURRENT LIABILITIES		
Current Liabilities		
Undisbursed and Unclaimed Salaries	7,376,035	4,366,224
Miscellaneous Liabilities	23,958,084	11,795,973
Patients Deposits and Other Deposit	648,355,595	514,971,757
New pension scheme liability	12,109,449	14,909,843
Sundry Creditors-Capital	226,187,725	232,338,591
Other Liabilities	58,446,416	24,630,209
Provision for Salary	283,679,431	286,514,752
Provision for expenses	466,536,977	287,709,471
TOTAL (A)	1,726,649,712	1,377,236,819
B) PROVISIONS(for retirement benefits of employee)		
Gratuity	602,909,429	545,146,307
Leave Encashment	665,804,978	539,142,063
Pension	5,960,954,869	4,402,014,420
TOTAL (B)	7,229,669,276	5,486,302,790
TOTAL (A+B)	8,956,318,988	6,863,539,609



Andie
24/7/2013

mbat

TATA MEMORIAL CENTRE
TATA MEMORIAL HOSPITAL AND ADVANCED CENTRE FOR TREATMENT, RESEARCH AND EDUCATION IN CANCER

SCHEDULE 7 - INTEREST INCOME

	Year Ended 31.3.2013	Year Ended 31.3.2012	in ₹
PARTICULARS			
Interest : (gross) (includes tax deducted at source)			
from banks :			
on fixed deposits/ margin money deposits	209,272,942	182,596,178	
on saving accounts	71,910	67,360	
	209,344,852	182,663,538	
from others :			
on Vehicle Advances	104,868	226,794	
on House Building Advances	4,452,788	2,989,492	
on Computer Advances	192,744	70,678	
	4,750,400	3,286,964	
Income Tax Refund	441,580	-	
Total	214,536,832	185,950,502	


 24/7/2013



TATA MEMORIAL CENTRE

TATA MEMORIAL HOSPITAL AND ADVANCED CENTRE FOR TREATMENT, RESEARCH AND
EDUCATION IN CANCER.

SCHEDULE 8 - OTHER INCOME

	Year Ended 31.3.2013	Year Ended 31.3.2012
PARTICULARS		
Miscellaneous Receipts	33,927,207	28,517,321
Animal House Receipts	6,002,328	5,652,120
Project Overheads	6,242,634	7,983,622
Sundry balances written back(net)	-	259,970
Effect of exchange fluctuation (net)	(410,260)	462,675
TOTAL	45,761,909	42,875,708

in ₹

mn/ks

Q. 10/12/2013



TATA MEMORIAL CENTRE
TATA MEMORIAL HOSPITAL AND ADVANCED CENTRE FOR TREATMENT, RESEARCH AND
EDUCATION IN CANCER

SCHEDULE 9 - Consumption of Drugs and Surgical Goods

	Year Ended 31.3.2013	Year Ended 31.3.2012
PARTICULARS		
Opening stock of Drugs / Surgical goods	151,888,520	113,746,619
Add: Purchases	1,376,289,363	1,250,166,042
Less: Closing stock of Drugs / Surgical goods	144,062,810	151,888,520
Less: Return/-Rejected / Expired Drugs / Surgical goods	9,394,540	4,380,884
TOTAL	1,374,720,533	1,207,643,257

in ₹



Audited
24/7/2013

vinhok

TATA MEMORIAL CENTRE
TATA MEMORIAL HOSPITAL AND ADVANCED CENTRE FOR TREATMENT, RESEARCH AND EDUCATION IN
CANCER.

SCHEDULE 10 - STAFF COST / SALARIES

	Year Ended 31.3.2013	Year Ended 31.3.2012
PARTICULARS		
a) Salaries and Wages	712,494,238	701,183,596
b) Allowances and Bonus	1,088,946,652	945,142,999
c) Expenses on Employee's Retirement and Terminal Benefits	63,527,690	40,524,263
d) Pension scheme	208,450,806	141,623,407
e) Fellowships	134,660,263	103,197,766
TOTAL	2,208,079,649	1,931,672,031

in ₹

Dandi
 24/7/2013
 number



TATA MEMORIAL CENTRE

TATA MEMORIAL HOSPITAL AND ADVANCED CENTRE FOR TREATMENT, RESEARCH AND EDUCATION IN CANCER

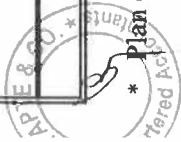
SCHEDULE 11 - OTHER ADMINISTRATIVE EXPENSES

PARTICULARS	Year Ended 31.3.2013	Year Ended 31.3.2012	in ₹
a) Linen and Laundry	31,053,637	28,703,777	
b) Library Expenses	15,839,000	15,787,576	
c) Electricity	253,885,811	174,082,145	
d) Water Charges	15,044,874	8,984,777	
e) Repairs and Maintenance	243,488,261	184,148,817	
f) Animal House Expenses	3,448,330	2,562,260	
g) Rates and Taxes	6,504,614	6,237,962	
h) Minor Equipments and Replacement of Capital Equipments	273,458	410,055	
i) Postage, Telephone and Communication Charges	7,639,044	8,659,096	
j) Printing and Stationery	16,322,255	12,753,773	
k) Travelling and Conveyance Expenses	11,457,926	9,175,031	
l) Intra Mural Research Expenses	21,242,607	38,092,695	
m) Other Plan / Research Expenses *	3,261,374	24,040,546	
n) Auditors Remuneration			
Audit fees	438,061	289,500	
Service tax	49,440	35,782	
o) Symposium and Training	487,501	325,282	
p) Professional Charges	6,118,282	2,434,682	
q) Advertisement Expenses	2,366,673	3,615,741	
r) Provision for Doubtful Debts	11,871,258	10,485,746	
s) Hostel maintenance expenses	3,959,402	(2,152,996)	
t) Miscellaneous Expenses	8,684,069	7,386,432	
u) Bad debts written off	8,403,339	3,358,911	
	27,424	4,803,202	
TOTAL	671,379,139	543,895,508	

* Plan expenditure for the year 2012-13 adjusted against N R Grants (Schedule 1)

Prudhvi

Vinod



TATA MEMORIAL CENTRE
SCIENCE AND RESEARCH FUND
INCOME & EXPENDITURE ACCOUNTS
FOR THE YEAR ENDED 31 ST MARCH, 2013

	EXPENDITURE	2011-12	2012-13	INCOME	2012-13
	To Bank charges		154		
	To Transfer to Research Project		870,000		
11,818,981	To Excess of Income over Expenditure	11,818,981	12,220,789	By Interest Income	13,090,943
11,818,981	TOTAL	11,818,981	13,090,943	TOTAL	13,090,943

in ₹

As per our report of even date attached

For G. D. Apte & Co.

Chartered Accountants

ICAI Registration No : 100515W



(Signature)

Partner : CA Chetan R Sapre
 Membership No. : 116952

For and on behalf of the Governing Council

(Signature)

Indira Pasupathy
 Jt. Controller (Finance & Accounts)

(Signature)

Dr. Venkata V.P.R.P.
 Chief Administrative Officer

Tata Memorial Centre Science and Research Fund

Balance Sheet as at 31st March, 2013

Sources of Fund	As at 2012-13	As at 2011-12	in ₹
Corpus Fund And Liabilities			
Corpus Fund	154,080,801		141,860,012
Total	154,080,801		141,860,012
Application of Fund			
Current Assets, Loan And Advances			
Receivable from TMH	81,894		
Fixed Deposit with Bank	147,726,830		130,990,671
Bank Balance	7,266		5,475
Interest accrued on Fixed Deposit	6,264,811		10,863,866
Total	154,080,801		141,860,012

Note :

This Fund has been created based on the approval of the Director of Tata Memorial Centre dated 24th March 2004, which amount has been transferred to a separate Bank Account in order to ensure that the objectives of the Fund are fulfilled.

As per our report of even date attached

For G. D. Apte & Co.

Chartered Accountants

ICAI Registration No: 100515W

Partner : CA Chetan R. Sapre
Membership No. : 116952



Indira Pasupathy
Indira Pasupathy
Jt. Controller (Finance & Accounts)

Vinod
Dr. Venkâta V.P.R.P.
Chief Administrative Officer

For and on behalf of the Governing Council

TATA MEMORIAL CENTRE
SAM JAL MISTRY DONATION
INCOME & EXPENDITURE A/C
FOR THE YEAR ENDED 31 ST MARCH, 2013

in ₹		2011-12	2012-13	2011-12	2012-13	2012-13
		EXPENDITURE	EXPENDITURE	EXPENDITURE	EXPENDITURE	INCOME
1,583,831	To Expenses		1,351,636	1,525,123	1,742,744	
551	To Bank Charges		2,584			
(57,076)	To Excess of Income over Expenditure		390,869	2,183	2,345	
1,527,306	TOTAL		1,745,089	1,527,306	1,745,089	TOTAL

As per our report of even date attached

For G. D. Apte & Co.

Chartered Accountants

ICAI Registration No: 100515W




Partner : CA Chetan R. Sapre

Membership No. : 116952



For and on behalf of the Governing Council



Indira Pasupathy

Jt. Controller (Finance & Accounts)



Dr. Venkata V.P.R.P.

Chief Administrative Officer



TATA MEMORIAL CENTRE

DONATION FROM SAM JAL MISTRY DONATION FUND
BALANCE SHEET AS AT 31ST MARCH, 2013

SOURCES OF FUND	in ₹	
	AS AT 2012-13	AS AT 2011-12
DONATION	25,660,481	25,269,612
TOTAL	25,660,481	25,269,612
APPLICATION OF FUND		
Current Assets, Loan and Advances	17,220,363	17,220,363
Fixed Deposit with Bank	2,458	5,042
Bank Balance	5,953,366	7,123,999
Amount receivable from TMC		
Interest on Fixed Deposit		
Accrued Interest on FDR	2,484,294	920,208
TOTAL	25,660,481	25,269,612

As per our report of even date attached

For G. D. Apte & Co.


Chartered Accountants

ICAI Registration No: 100515W



Partner : CA Chetan R. Sapre

Membership No. : 116952

Indira Pasupathy

Jt. Controller (Finance & Accounts)



Dr. Venkata V.P.R.P.

Chief Administrative Officer

For and on behalf of Governing Council

