

TATA MEMORIAL CENTRE


**TATA MEMORIAL HOSPITAL AND ADVANCED CENTRE FOR TREATMENT, RESEARCH AND EDUCATION IN CANCER.
BALANCE SHEET AS AT 31 ST MARCH, 2012**

		in ₹	
PARTICULARS	Schedule	As at 31.03.2012	As at 31.3.2011
SOURCES OF FUND			
CAPITAL FUND AND LIABILITIES			
Earnmarked/Endowment Funds	1	4,911,522,554	4,424,291,173
Academic Fund	2	58,022,807	57,099,140
Secured Loans	3	1,558,651	2,064,043
TOTAL		4,971,104,012	4,483,454,356
APPLICATION OF FUND			
ASSETS			
Fixed Assets			
Gross Block	4	5,087,454,957	3,991,095,163
Less: Provision for Depreciation		1,701,610,987	1,405,732,153
Net Block		3,385,843,970	2,585,363,010
Capital Work - in - Progress		144,613,174	655,846,334
TOTAL		3,530,457,144	3,241,209,344
Current Assets, Loans And Advances			
Less: Current Liabilities And Provisions	5	2,983,000,531	2,628,053,392
	6	6,863,539,608	5,813,426,985
NET CURRENT ASSETS		(3,880,539,077)	(3,185,373,593)
Deficit In Income And Expenditure account		5,321,185,945	4,427,618,608
TOTAL		4,971,104,012	4,483,454,356
Significant Accounting Policies			
Notes on Accounts			
		A	
		B	

As per our report of even date attached

For Sharp and Tannan
Chartered Accountants

ICAI Registration No. : 109982W


Edwin P. Augustine
Partner

Membership No. : 43385




Indira Pasupathy

Dy. Controller of Accounts

For and on behalf of the Governing Council



Dr. R.A. Badwe
Director

TATA MEMORIAL CENTRE

**TATA MEMORIAL HOSPITAL AND ADVANCED CENTRE FOR TREATMENT, RESEARCH AND EDUCATION IN CANCER.
INCOME AND EXPENDITURE ACCOUNT FOR THE YEAR ENDED 31st MARCH 2012**

	Schedule	Year Ended 31.03.2012	Year Ended 31.3.2011
in ₹			
A) INCOME			
Recurring Government Grants		1,688,200,000	1,676,000,000
Hospital Income		864,365,138	757,972,523
Sale of Drugs and Surgical Goods		1,261,936,664	1,111,719,150
Interest Income	7	185,950,502	102,123,753
Other Income	8	42,875,708	35,980,683
TOTAL (A)		4,043,328,012	3,683,796,109
B) EXPENDITURE			
Transfer to Academic Fund		18,652,246	15,105,917
Consumption of drugs and Surgical Goods	9	1,207,643,257	1,071,478,067
Consumables		409,281,871	390,728,113
Staff Cost / Salaries	10	2,757,154,147	5,452,380,965
Other Administrative Expenses	11	543,895,508	474,487,026
Interest on HDFC Loan		268,320	326,472
Depreciation	4	295,878,833	241,198,257
Less: Adjusted against Non recurring Grants		295,878,833	241,198,257
TOTAL (B)		4,936,895,349	7,404,506,560
Excess of Expenditure over Income (B-A)		893,567,337	3,720,710,451
Losses carried forward from previous year		4,427,618,608	706,908,157
Balance being surplus / (deficit) carried forward		5,321,185,945	4,427,618,608

As per our report of even date attached
For Sharp and Tannan
Chartered Accountants

ICAI Registration No. : 109982W

Edwin P. Augustine
Partner

Membership No. : 43385

Mumbai **18 SEP 2012**



For and on behalf of the Governing Council

Indira Pasupathy

Indira Pasupathy
Dy. Controller of Accounts

Dr. R.A. Badwe

Dr. R.A. Badwe
Director

TATA MEMORIAL CENTRE
TATA MEMORIAL HOSPITAL AND ADVANCED CENTRE FOR TREATMENT, RESEARCH AND EDUCATION IN

SCHEDULE 1 - EARMARKED / ENDOWMENT FUNDS

in ₹

PARTICULARS	As at 31.12.2012		As at 31.3.2011	
a) Non-Recurring Grants				
Opening Balance	3,914,766,947		3,415,457,741	
Add: Received during the year	740,000,000		758,000,000	
Less:				
Depreciation for the current year	295,878,833		241,198,257	
Expenditure on rural outreach programme	6,243,367		17,492,537	
Non recurring grant carried to Balance sheet	4,352,644,747	4,352,644,747	3,914,766,947	3,914,766,947
b) Donations				
Opening Balance	183,420,805		142,213,043	
Additions during the year	30,099,783		45,339,567	
Deduction during the year	9,561,612		4,131,805	
Closing Balance	203,958,975	203,958,975	183,420,805	183,420,805
c) Unspent Balance of Workshops / Projects		354,918,832		326,103,421
Total		4,911,522,554		4,424,291,173

Andino



<u>TATA MEMORIAL CENTRE</u> <u>TATA MEMORIAL HOSPITAL AND ADVANCED CENTRE FOR TREATMENT,</u> <u>RESEARCH AND EDUCATION IN CANCER.</u>		
SCHEDULE 2 - ACADEMIC FUND		
PARTICULARS	As at 31.3.2012	As at 31.3.2011
Opening Balance	57,099,140	57,878,819
Add :- Addition During the year	18,652,246	15,105,917
Less : Deduction During the year	75,751,386	72,984,736
	17,728,579	15,885,596
Total	58,022,807	57,099,140

in ₹



Indira

<u>TATA MEMORIAL CENTRE</u> <u>TATA MEMORIAL HOSPITAL AND ADVANCED CENTRE FOR TREATMENT, RESEARCH AND</u> <u>EDUCATION IN CANCER.</u>		
SCHEDULE 3 - SECURED LOANS		
PARTICULARS	As at 31.3.2012	As at 31.3.2011
Loan from Housing Development Finance Corporation Limited (HDFC) (Secured by mortgage of dwelling units of the TMC's employees)	1,558,651	2,064,043
TOTAL	1,558,651	2,064,043

in ₹



Andize

TATA MEMORIAL HOSPITAL AND ADVANCED CENTRE FOR TREATMENT, RESEARCH AND EDUCATION IN CANCER

Schedule 4 - FIXED ASSETS

DESCRIPTION	GROSS BLOCK				DEPRECIATION		NET BLOCK	
	Cost / Valuation as at the beginning of the year (01/04/2011)	Total Additions / adjustments during the year	Deletions / Adjustment	Cost / Valuation at the end of the year (31/03/2012)	Total Depreciation during the year	On Deletion / Adjustment during the year	As at the Current year-Ended 31/03/2012	As at the Previous year-Ended 31/03/2011
A. FIXED ASSETS :								
1. Land	197,608	-	-	197,608	-	-	197,608	197,608
a) Freehold								
2. Buildings	693,172,845	725,847,707	-	1,419,020,552	17,525,971	-	1,313,402,438	605,080,702
a) On Freehold Land								
3. Plant, Machinery & Equipment	2,907,453,838	293,140,640	-	3,200,594,478	215,171,503	-	1,943,553,288	1,865,584,151
4. Vehicles	20,667,237	3,457,841	-	24,125,078	2,479,324	-	14,186,382	13,207,866
5. Furniture, Fixtures	98,681,447	35,412,943	-	134,094,390	21,718,892	-	43,895,480	30,201,429
6. Office Equipment	25,115,497	9,667,683	-	34,783,180	1,655,002	-	28,795,783	20,783,102
7. Computer/ Peripherals	245,806,691	28,832,980	-	274,639,671	37,328,141	-	41,812,991	50,308,152
TOTAL (A)	3,991,093,163	1,096,359,794	-	5,087,454,957	295,878,833	-	3,385,843,970	2,585,363,010
Capital Work in Progress	656,648,704	637,237,401	1,148,470,561	145,415,544	-	-	145,415,544	656,648,704
Less: Provision For Doubtful Capital Work-in-Progress	802,270	-	-	802,270	-	-	802,270	802,270
NET CAPITAL WIP (B)	655,846,334	637,237,401	1,148,470,561	144,613,174	-	-	144,613,174	655,846,334
Total (A + B)	4,646,941,497	1,733,597,195	1,148,470,561	5,232,068,131	295,878,833	-	3,530,457,144	3,241,209,344
Previous Year	3,625,486,985	376,323,368	10,715,190	3,991,093,163	241,198,257	10,715,190	2,585,363,010	3,096,525,306

1) Capital Work in Progress includes freehold land amounting to Rs. 11,662,520 (previous year Rs. 11,662,520) which is pending registration with the appropriate authorities.
 2) Capital Work in Progress also includes freehold land amounting to Rs. 802,370 (previous year Rs. 802,370) which is disputed and hence provided for as doubtful.



Andire

TATA MEMORIAL CENTRE
TATA MEMORIAL HOSPITAL AND ADVANCED CENTRE FOR TREATMENT,
RESEARCH AND EDUCATION IN CANCER
SCHEDULE 5 - CURRENT ASSETS, LOANS AND ADVANCES

PARTICULARS	As at 31.3.2012	As at 31.3.2011	in ₹
A. CURRENT ASSETS			
1. Inventories			
Stock of Drugs, Medical and Surgical Goods	151,888,520		113,746,619
2. Sundry Debtors			
a) Outstanding more than six months			
Considered Good	38,218,324	82,771,197	
Considered Doubtful	34,684,209	36,837,205	
	72,902,533	119,608,402	
Outstanding less than six months			
Considered Good	204,863,885	178,092,285	
Considered Doubtful	-	-	
	277,766,418	297,700,687	
b) Less: Provision for Doubtful Debts	34,684,209	36,837,205	
			260,863,482
3. Cash on hand			95,961
4. Bank Balances			
With Scheduled Banks :			
- On Current Accounts	551,469,790	102,811,997	
- On Fixed / Margin money Deposit Account	1,825,006,477	2,015,420,377	
- On Savings Accounts	1,310,106	1,326,812	
	2,377,786,373		2,119,559,186
TOTAL (A)	2,772,826,431		2,494,265,248

contd.....



Pradip

TATA MEMORIAL CENTRE

**TATA MEMORIAL HOSPITAL AND ADVANCED CENTRE FOR TREATMENT,
RESEARCH AND EDUCATION IN CANCER**

SCHEDULE 5 - CURRENT ASSETS, LOANS AND ADVANCES

in ₹


PARTICULARS	As at 31.3.2012	As at 31.3.2011
B. LOANS AND ADVANCES		
1. Advances recoverable in cash or in kind or for value to be received (unsecured, considered good)		
Considered Good	3,246,770	6,374,199
Considered Doubtful	-	-
Less: Provision for Doubtful Advances	3,246,770	6,374,199
b) Prepaid expenses	17,664,248	16,329,107
c) Other Deposits	8,723,380	7,447,320
2. Loans to staff	36,468,582	37,114,682
3. Interest accrued on investments, fixed deposits etc.	130,590,694	59,200,405
4. Tax Deducted at Source	13,480,426	7,322,431
TOTAL (B)	210,174,100	133,788,144
TOTAL (A+B)	2,983,000,531	2,628,053,392



Ravi

TATA MEMORIAL CENTRE
TATA MEMORIAL HOSPITAL AND ADVANCED CENTRE FOR TREATMENT, RESEARCH AND
EDUCATION IN CANCER
SCHEDULE 6 - CURRENT LIABILITIES AND PROVISIONS

PARTICULARS	Year Ended 31.3.2012	Year Ended 31.3.2011
A) CURRENT LIABILITIES		
Current Liabilities		
Undisbursed and Unclaimed Salaries	4,366,224	4,647,630
Miscellaneous Liabilities	11,795,973	6,443,789
Patients Deposits and Other Deposit	514,971,757	459,641,423
Grant payable to Bhopal Memorial Hospital	-	170,000,000
New pension scheme liability	14,909,843	105,532,381
Creditors for capital expenditure	232,338,591	426,120
Other Liabilities	24,630,208	12,476,981
Provision for Salary	286,514,752	192,729,238
Provision for expenses	287,709,471	200,708,749
TOTAL (A)	1,377,236,818	1,152,606,311
B) PROVISIONS		
Gratuity	545,146,307	525,646,022
Leave Encashment	539,142,063	498,389,443
Pension	4,402,014,420	3,636,785,209
TOTAL (B)	5,486,302,790	4,660,820,674
TOTAL (A+B)	6,863,539,608	5,813,426,985



Rudine

TATA MEMORIAL CENTRE


TATA MEMORIAL HOSPITAL AND ADVANCED CENTRE FOR TREATMENT, RESEARCH AND EDUCATION IN CANCER
SCHEDULE 7 - INTEREST INCOME

PARTICULARS	Year Ended 31.3.2012		Year Ended 31.3.2011		Year Ended 31.3.2011 in ₹
Interest : (gross) (includes tax deducted at source) from banks :					
- on fixed deposits/ margin money deposits	182,596,178		95,902,546		
- on saving accounts	67,360	182,663,538	466,739		96,369,285
from others :					
- on Vehicle Advances	226,794		191,075		
- on House Building Advances	2,989,492		3,299,604		
- on Computer Advances	70,678		34,900		
on long term investments		3,286,964			3,525,579
					2,228,889
Total		185,950,502			102,123,753



Andine

<u>TATA MEMORIAL CENTRE</u> <u>TATA MEMORIAL HOSPITAL AND ADVANCED CENTRE FOR TREATMENT, RESEARCH</u> <u>AND EDUCATION IN CANCER.</u>		
SCHEDULE 8 - OTHER INCOME		
PARTICULARS	Year Ended 31.3.2012	Year Ended 31.3.2011
	in ₹	
Miscellaneous Income / Animal House Receipts		
Miscellaneous Receipts	28,517,321	19,230,140
Miscellaneous Income - Mobilisation Interest	-	6,277
Animal House Receipts	5,652,120	6,086,770
Project Overheads	7,983,622	7,824,318
Sundry balances written back(net)	259,970	2,189,784
Effect of exchange fluctuation (net)	462,675	643,394
TOTAL	42,875,708	35,980,683



Pradip

TATA MEMORIAL CENTRE
TATA MEMORIAL HOSPITAL AND ADVANCED CENTRE FOR TREATMENT, RESEARCH
AND EDUCATION IN CANCER

SCHEDULE 9 - Consumption of Drugs and Surgical Goods

in ₹

PARTICULARS	Year Ended 31.3.2012	Year Ended 31.3.2011
Opening stock of Drugs / Surgical goods	113,746,619	91,436,825
Add: Purchases	1,250,166,043	1,100,581,769
Less: Closing stock of Drugs / Surgical goods	151,888,520	113,746,619
Less: Return/ Rejected / Expired Drugs / Surgical goods	4,380,884	6,793,908
TOTAL	1,207,643,257	1,071,478,067



Rudra

TATA MEMORIAL CENTRE
TATA MEMORIAL HOSPITAL AND ADVANCED CENTRE FOR TREATMENT, RESEARCH AND
EDUCATION IN CANCER.

SCHEDULE 10 - STAFF COST / SALARIES

PARTICULARS	in ₹	
	Year Ended 31.3.2012	Year Ended 31.3.2011
a) Salaries and Wages	701,183,596	623,293,366
b) Allowances and Bonus	945,142,999	758,620,374
c) Expenses on Employee's Retirement and Terminal Benefits	100,777,168	234,722,752
d) Pension scheme (Refer Note 7) *	906,852,618	3,765,505,613
e) Fellowships	103,197,766	70,238,860
TOTAL	2,757,154,147	5,452,380,965

* Includes pension liability of Rs.65,37,336/- of earlier year.



Q. d. i. o.

TATA MEMORIAL CENTRE
TATA MEMORIAL HOSPITAL AND ADVANCED CENTRE FOR TREATMENT, RESEARCH AND
EDUCATION IN CANCER
SCHEDULE 11 - OTHER ADMINISTRATIVE EXPENSES

PARTICULARS	Year Ended 31.3.2012	Year Ended 31.3.2011
a) Linen and Laundry	28,703,777	25,972,913
b) Library Expenses	15,787,576	15,432,099
c) Electricity	174,082,145	155,948,061
d) Water Charges	8,984,777	7,429,876
e) Repairs and Maintenance	184,148,817	151,553,297
f) Animal House Expenses	2,562,260	1,830,743
g) Rates and Taxes	6,237,962	5,363,641
h) Minor Equipments and Replacement of Capital Equipments	410,055	112,677
i) Postage, Telephone and Communication Charges	8,659,096	7,796,031
j) Printing and Stationery	12,753,773	11,388,424
k) Travelling and Conveyance Expenses	9,175,031	7,402,106
l) Intra Mural Research Expenses	38,092,695	5,710,120
m) Other Plan / Research Expenses	24,040,545	29,406,350
n) Auditors Remuneration	289,500	150,000
Audit fees	35,782	15,450
Service tax	325,282	165,450
o) Symposium and Training	2,434,682	2,141,811
p) Professional Charges	3,615,741	2,814,494
q) Advertisement Expenses	10,485,746	11,011,007
r) Provision for Doubtful Debts (net)	(2,152,996)	15,025,813
s) Bad debts written off	4,803,202	4,947,009
t) Hostel maintenance expenses	7,386,432	5,905,429
u) Miscellaneous Expenses	3,358,911	7,129,676
TOTAL	543,895,508	474,487,026



R. Indir

**Tata Memorial Centre
Corpus Fund**


Balance Sheet as at 31st March, 2012

	(in Rupees)		(in Rupees)
SOURCES OF FUND	As at 31/03/2012	As at 31/03/2011	As at 31/03/2011
Corpus Fund And Liabilities			
Corpus Fund	130,041,031		
Add: Excess of income over expenditure	11,818,981	141,860,012	122,069,515
Total	141,860,012	141,860,012	130,041,031
APPLICATION OF FUND			
Current Assets, Loan And Advances			
Balance with Bank			
Fixed Deposit with Bank	130,990,671		125,490,939
Bank Balance	5,475	130,996,146	4,946
Other Current Assets			125,495,885
Interest accrued on Fixed Deposit		10,863,866	4,545,146
Total	141,860,012	141,860,012	130,041,031


Note :

This Corpus Fund has been created based on the approval of the Director Of Tata Memorial Centre dated 24th March 2004, which amount has been transferred to a separate Bank Account in order to ensure that the objectives of the TMC Corpus Fund are fulfilled.

As per our report of even date attached
For Sharp & Tannan
 Chartered Accountants
 ICAI Registration No. : 109982W


Edwin P. Augustine
 Partner
 Membership No. : 43385




Indira Pasupathy
 Dy. Controller of Accounts

For and behalf of the Governing Council


Dr. R.A. Badwe
 Director

**TATA MEMORIAL CENTRE
CORPUS FUND
INCOME & EXPENDITURE A/C
FOR THE YEAR ENDED 31 ST MARCH, 2012**

2010-11	EXPENDITURE	2011-12	2010-11	INCOME	2011-12
7,971,516	To excess of income over expenditure transferred to balance sheet	11,818,981	7,971,516	By interest income	11,818,981
7,971,516	TOTAL	11,818,981	7,971,516	TOTAL	11,818,981

(In Rupees)

As per our report of even date attached

For Sharp & Tannan

Chartered Accountants

ICAI Registration No. : 109982W

Edwin P. Augustine
Edwin P. Augustine
Partner

Membership No. : 43385

1 8 SEP 2012



For and behalf of the Governing Council

Indira Pasupathy

Indira Pasupathy

Dy. Controller of Accounts

Dr. R.A. Badwe

Dr. R.A. Badwe

Director

**TATA MEMORIAL CENTRE
DONATION FROM SAM JAL MISTRY DONATION FUND
BALANCE SHEET AS AT 31ST MARCH, 2012**

SOURCES OF FUND	(In rupees)		(In rupees)	
		AS AT 31/03/2012		AS AT 31/03/2011
DONATION	25,326,688		24,812,474	
Add: Excess of income over expenditure	(57,076)	25,269,612	514,214	25,326,688
TOTAL		25,269,612		25,326,688
APPLICATION OF FUND				
Current Assets, Loan and Advances				
Balances with bank				
Fixed Deposit with Bank	17,220,363		17,220,363	
Bank Balance	5,042	17,225,405	-	17,220,363
Other current assets				
Amount receivable from TMC	7,123,999		7,390,647	
Accrued Interest on FDR 2011-12	920,208	8,044,207	715,678	8,106,325
TOTAL		25,269,612		25,326,688

As per our report of even date attached

For Sharp & Tannan
Chartered Accountants
ICAI Registration No. : 109982W



Edwin P. Augustine
Partner
Membership No. : 43385

For and behalf of Governing Council



Indira Pasupathy
Dy. Controller of Accounts



Dr. R.A. Badwe
Director



**TATA MEMORIAL CENTRE
SAM JAL MISTRY DONATION
INCOME & EXPENDITURE A/C
FOR THE YEAR ENDED 31 ST MARCH, 2012**

		(In Rupees)				
	2010-11	EXPENDITURE	2011-12	2010-11	INCOME	2011-12
	1,013,264	To expenses for doctors and patients	1,583,831	1,525,898	By interest income	1,525,123
	-	To bank charges	551		By dividend	2,183
	514,214	To excess of income over expenditure transferred to balance sheet	(57,076)			
	1,527,478	TOTAL	1,527,306	1,527,478	TOTAL	1,527,306

As per our report of even date attached
For Sharp & Tannan
 Chartered Accountants
 ICAI Registration No. : 109982W

Edwin P. Augustine
Edwin P. Augustine
 Partner
 Membership No. : 43385



For and behalf of the Governing Council

Indira Pasupathy
Indira Pasupathy
 Dy. Controller of Accounts

R. R. Ganes
Dr. R.A. Badwe
 Director

18 SEP 2012